

Health Overview and Scrutiny Panel

Thursday, 22nd October, 2020
at 6.00 pm

PLEASE NOTE TIME OF MEETING

Virtual Meetings - Virtual meeting

This meeting is open to the public

Members

Councillor Bogle (Chair)
Councillor White (Vice-Chair)
Councillor Laurent
Councillor Professor Margetts
Councillor Noon
Councillor Payne
Councillor Vaughan

Contacts

Ed Grimshaw, Democratic Support Officer
Tel:- 023 8083 2390

ADDITIONAL INFORMATION AND PRESENTATIONS

7 **HAMPSHIRE TOGETHER: MODERNISING OUR HOSPITALS AND HEALTH SERVICES** (Pages 1 - 16)

Presentation



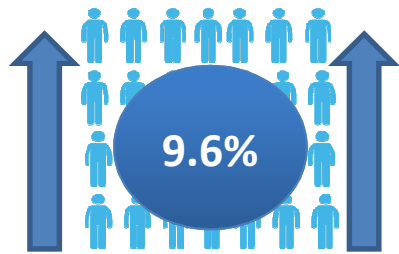
Hampshire Together

Modernising our Hospitals and Health Services

Background

- Opportunity arises out of the government's programme for new hospitals – The **Health Infrastructure Plan**
- Hampshire is part of the second round - with construction aimed for **2025 to 2030**
- The money is for a new hospital. But a new building can be a catalyst for **so much more**
- We've received £5 million to start developing the plan that will deliver for **all the people** of Mid & North Hampshire

The challenges



The opportunity



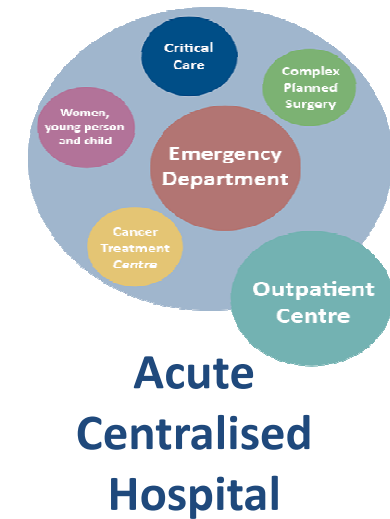
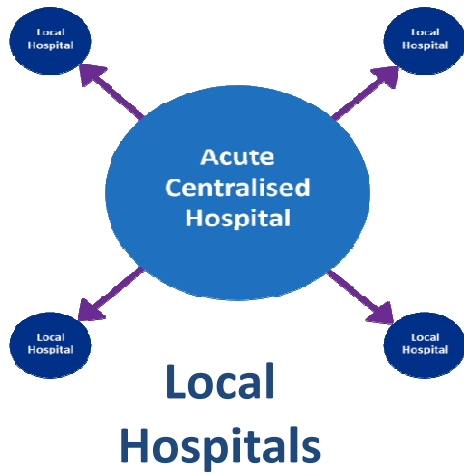
Our vision

A health, well-being and care service which will support people to access the **right care, in the right place at the right time.**



Clinical Model Options

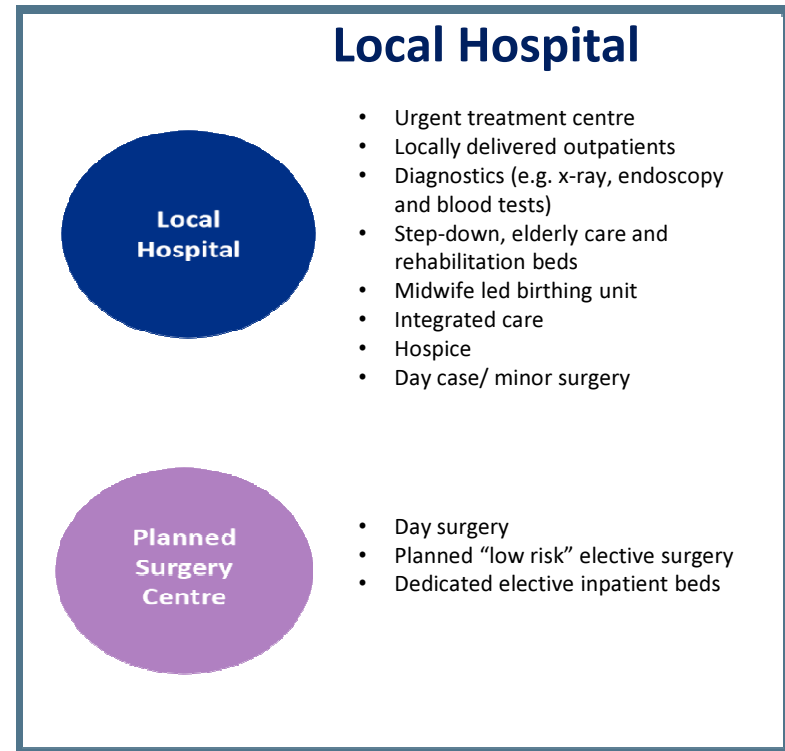
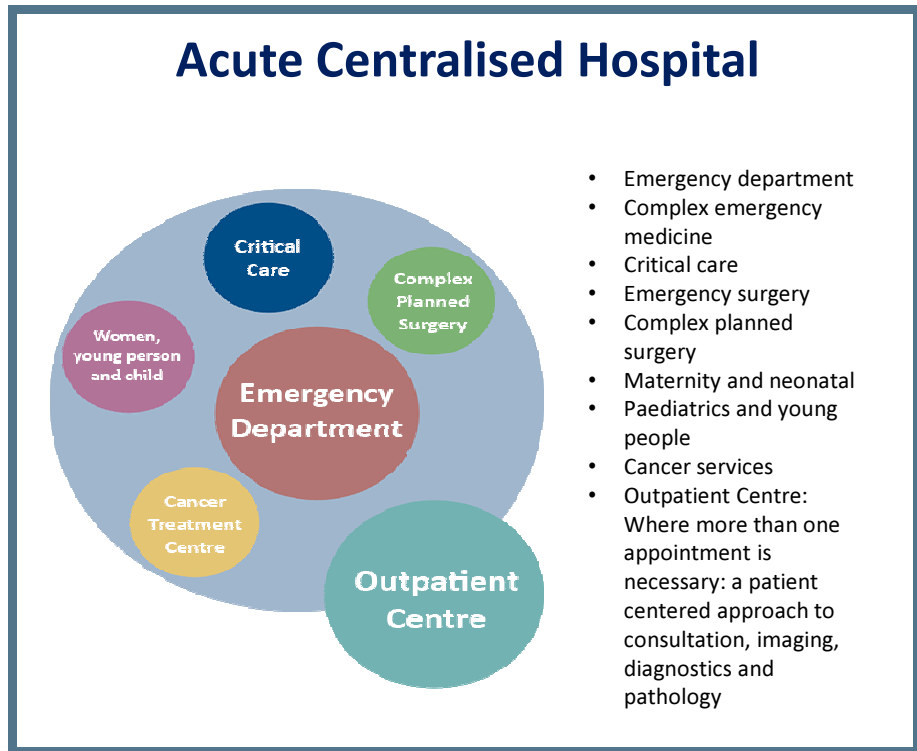
Page 6



Working with integrated care teams, primary care networks and social care.



Configuration 1 – Acute Centralised Hospital and Local Hospital



Configuration 2 – Acute Centralised Hospital and Local Hospital

Acute Centralised Hospital



- Emergency department
- Complex emergency medicine
- Critical care
- Emergency surgery
- Complex planned surgery
- Maternity and neonatal
- Paediatrics and young people
- Cancer services
- Day surgery
- Planned “low risk” elective surgery
- Dedicated elective inpatient beds
- Outpatient Centre: Where more than one appointment is necessary: a patient centered approach to consultation, imaging, diagnostics and pathology

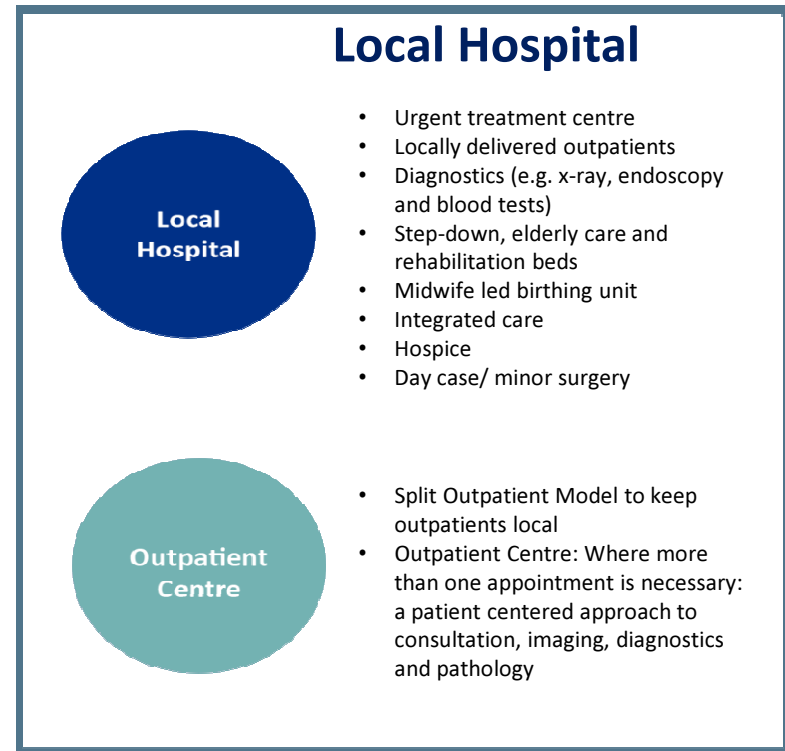
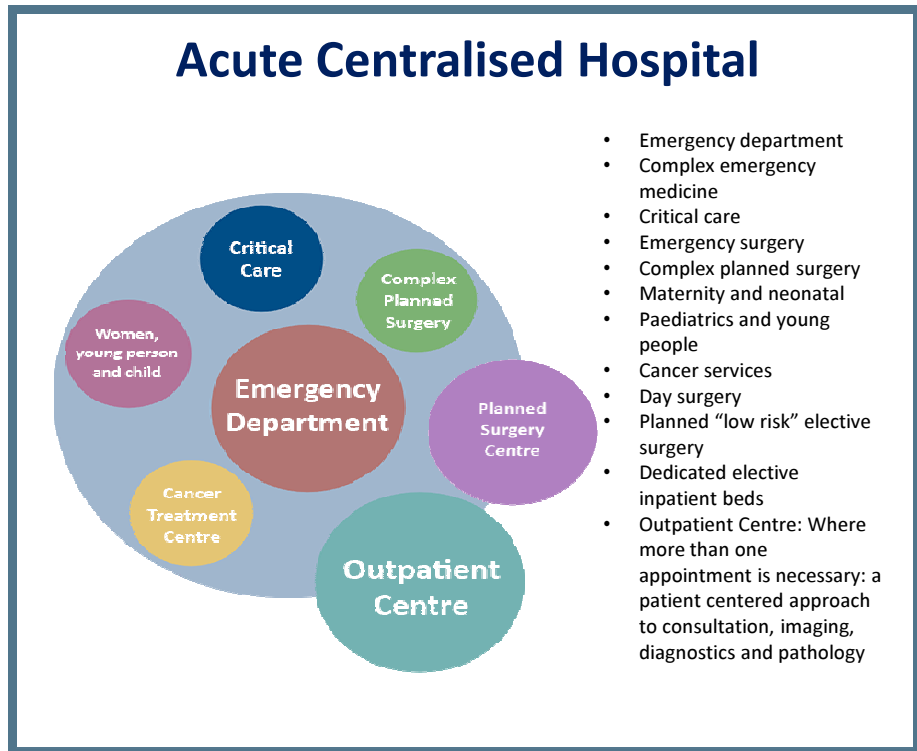
Local Hospital



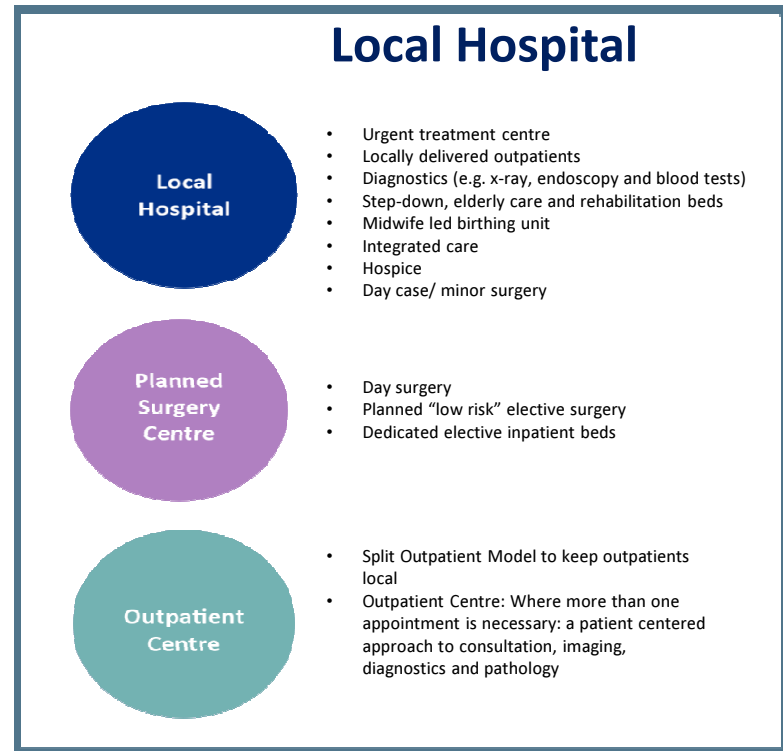
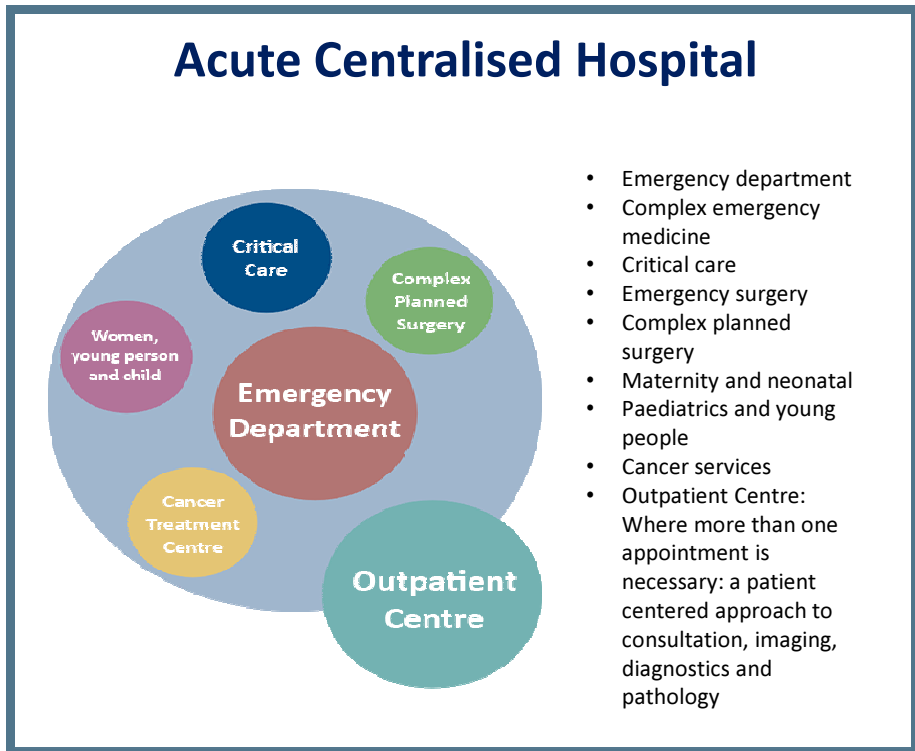
- Urgent treatment centre
- Locally delivered outpatients
- Diagnostics (e.g. x-ray, endoscopy and blood tests)
- Step-down, elderly care and rehabilitation beds
- Midwife led birthing unit
- Integrated care
- Hospice
- Day case/ minor surgery



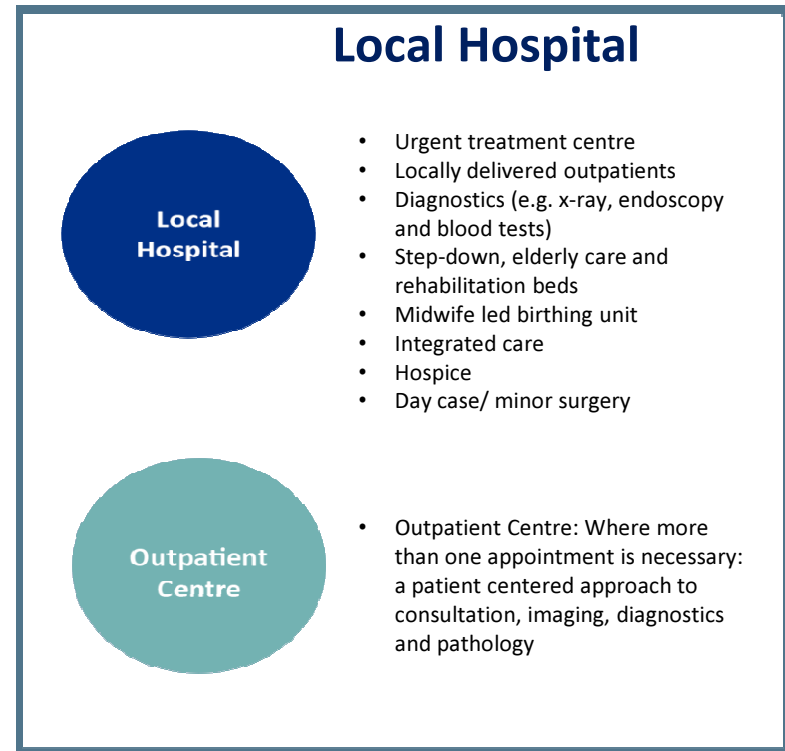
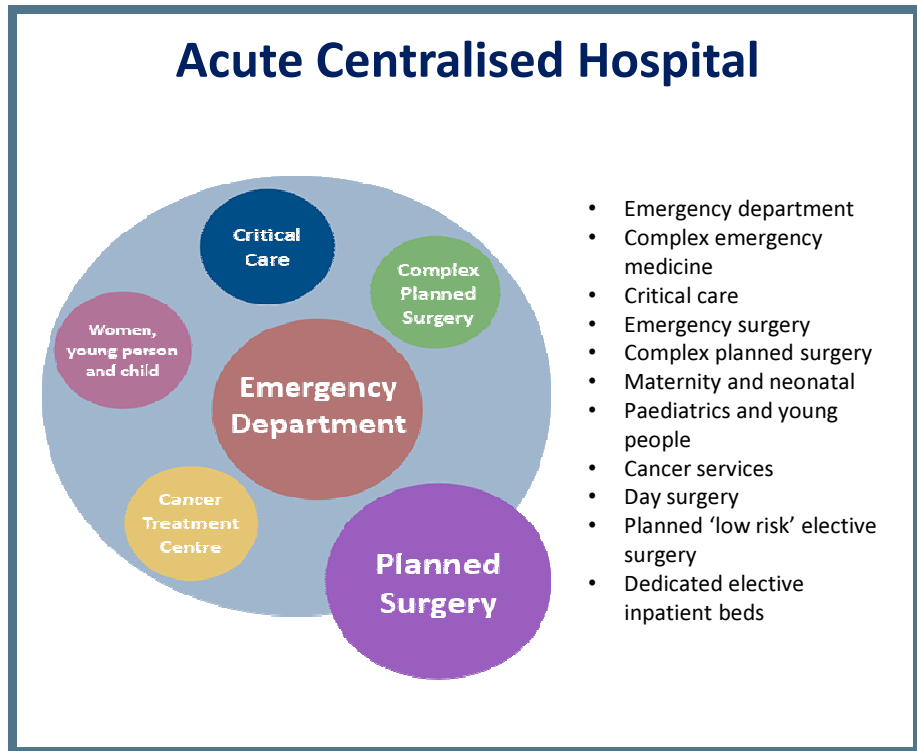
Configuration 3 – Acute Centralised Hospital and Local Hospital



Configuration 4 – Acute Centralised Hospital and Local Hospital



Configuration 5 – Acute Centralised Hospital and Local Hospital



Other options

Essential Service Reconfiguration (Do Minimum)

- Retain all current hospital sites
- Carry out essential backlog maintenance, with additional investment in sites
- Reconfiguration of at risk services

Discounted Options

- Business As Usual
- All services in one location



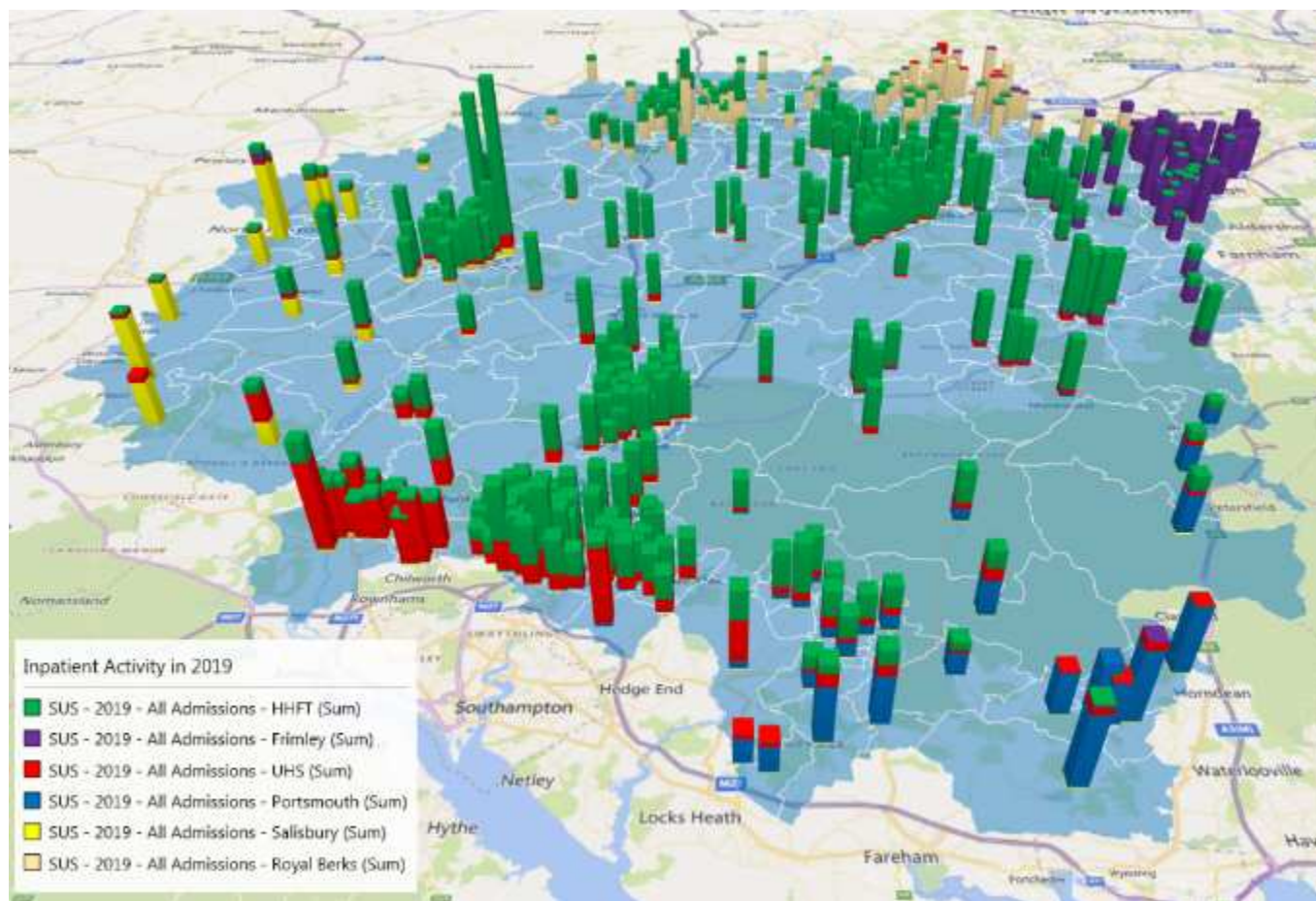
Our System

Inpatient Activity – Selected Providers (2019)

Study area of 509 LSOAs

All inpatient activity in 2019 is shown for each of the six named providers

HHFT is the dominant provider in the centre of the study area, with each of the five other providers accounting for the majority of the activity in some of the LSOAs.



Patient Flow data

Flow of patients from north and mid Hampshire to Southampton 2017-20

All Inpatient Activity								
Provider	2017/2018	2018/2019	2019/2020	Total	2017/2018	2018/2019	2019/2020	Total
UNIVERSITY HOSPITAL SOUTHAMPTON NHS FOUNDATION TRUST	5,275	5,848	5,834	16,957	4.7%	5.0%	4.8%	4.9%
SOUTHAMPTON NHS TREATMENT CENTRE	137	180	188	505	0.1%	0.2%	0.2%	0.1%
All Outpatient Activity								
Provider	2017/2018	2018/2019	2019/2020	Total	2017/2018	2018/2019	2019/2020	Total
UNIVERSITY HOSPITAL SOUTHAMPTON NHS FOUNDATION TRUST	31,166	32,345	38,468	101,979	4.8%	4.8%	5.7%	5.1%
SOUTHAMPTON NHS TREATMENT CENTRE	339	591	752	1,682	0.1%	0.1%	0.1%	0.1%
All A&E Activity								
Provider	2017/2018	2018/2019	2019/2020	Total	2017/2018	2018/2019	2019/2020	Total
UNIVERSITY HOSPITAL SOUTHAMPTON NHS FOUNDATION TRUST	5,539	6,098	5,903	17,540	4.7%	5.0%	4.7%	4.8%
SOUTHAMPTON NHS TREATMENT CENTRE	1,584	1,689	1,798	5,071	1.3%	1.4%	1.4%	1.4%
Inpatient Activity (Maternity Only)								
Provider	2017/2018	2018/2019	2019/2020	Total	2017/2018	2018/2019	2019/2020	Total
UNIVERSITY HOSPITAL SOUTHAMPTON NHS FOUNDATION TRUST	132	151	159	442	2.4%	2.8%	3.0%	2.7%
SOUTHAMPTON NHS TREATMENT CENTRE	0	0	0	0	0.0%	0.0%	0.0%	0.0%



Patient Flow data

Percentage of Hampshire Hospitals patients with home address in Southampton 2017-2020

All Inpatient Activity								
County or Unitary Authority	2017/2018	2018/2019	2019/2020	Total	2017/2018	2018/2019	2019/2020	Total
Southampton	442	463	493	1,398	0.4%	0.4%	0.4%	0.4%
All Outpatient Activity								
County or Unitary Authority	2017/2018	2018/2019	2019/2020	Total	2017/2018	2018/2019	2019/2020	Total
Southampton	1,789	1,931	1,963	5,683	0.3%	0.3%	0.3%	0.3%
All A&E Activity								
County or Unitary Authority	2017/2018	2018/2019	2019/2020	Total	2017/2018	2018/2019	2019/2020	Total
Southampton	721	852	794	2,367	0.6%	0.7%	0.6%	0.6%
Maternity Admissions Activity								
County or Unitary Authority	2017/2018	2018/2019	2019/2020	Total	2017/2018	2018/2019	2019/2020	Total
Southampton	61	41	39	141	0.9%	0.7%	0.6%	0.7%

Next steps

- November – **Shortlisting** process continues in consultation with **Options Development Group** including clinicians and patients
- December – Internal governance and assurance of **Pre-Consultation Business Case**
- Early 2021 – **Public Consultation**
- Mid-late 2021 – Final **decision on service configuration and locations** made following consultation
- 2022-2030 – Clinical pathway redesign and system transformation planned as part of **Hampshire and Isle of Wight Networked Care** programme
- 2024/2025 – If new hospital proposal is agreed, **building work** to begin
- 2026-2030 – If new hospital proposal is agreed, **facilities open**